

Tool Tower LTL 2480



The fully automated high-bay warehouse
for all kinds of articles

www.apfel-gmbh.de

 **apfel**
Factory equipment that fits



Tool Tower Solutions
by Apfel

LTL 2480

The storage principle

The modular LTL tool tower is an enclosed system that stacks up trays in the front and rear of the unit.

The extractor device located in the centre of the tower delivers the trays with the stored items automatically to the access opening at the push of a button.

With each tray movement the internal management system monitors the actual weight and the loading height by different sensors to guarantee the perfect storage position and to prevent the overloading of the individual tray or the whole device.

Thanks to this intelligent technology, different height objects can be effectively stored in one device, from the smallest screw to the bulkiest workpiece.



Total weight
max. 66 t



Height from
2.5 to 15 meters



Ultimate load
500 kg per tray



Minimum distance
of trays 75 mm



With Ethernet
interface



Ergonomic
working height

LTL tool towers optimize your operating procedures

LTL storage towers do not only adapt perfectly to your spatial conditions, they also can be implemented quickly and easily into your inventory management software.

The built-in Ethernet interface as well as several in-house developed applications enable the integration into all common ERP systems, turning the LTL into a fully automated warehouse with complete control of receipt, issue and stock.

In addition, the optionally installable camera documents each traversing process and the current state of load of all stored trays online.





The extractor device drives the tray to the access opening or to its storage location at adjustable speeds.



By each movement, the height sensors automatically check the current loading level of the tray.



The integrated safety light curtain prevents personal injury and machine damage caused by operating errors.

Grid measurements

minimum distance from tray to tray

75 mm (incl. 50 mm filling height, Beladung bis 500 kg, up to 26 trays per meter unit height)

grid spacing 25 mm

distance between supports 50 mm

bottom-placed tray

top-placed tray

safety distance 25 mm

The tool tower LTL 2480 is available from stock in pure white RAL 9010.

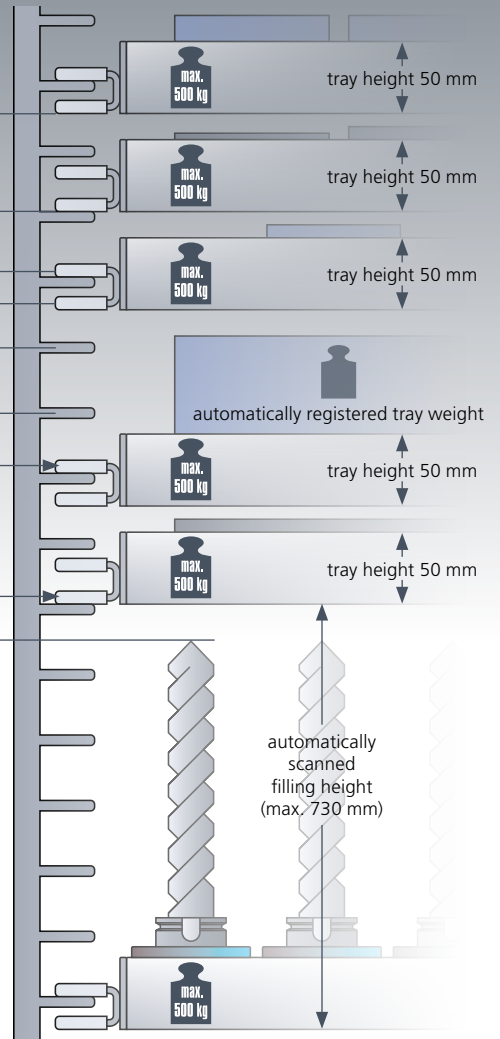


Your interlocutor

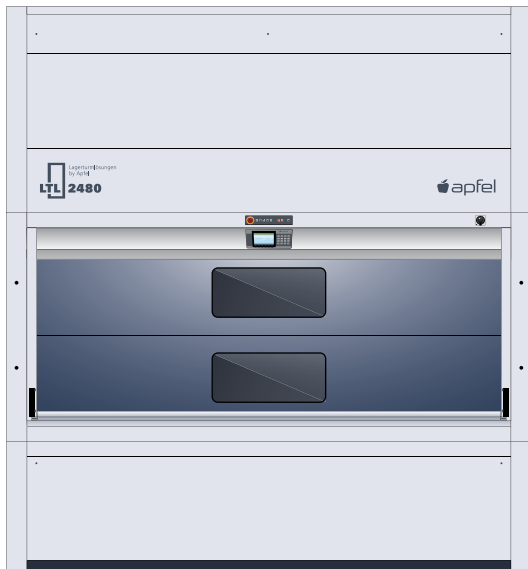
Dirk Böcker

Phone +49 6221 8761-15

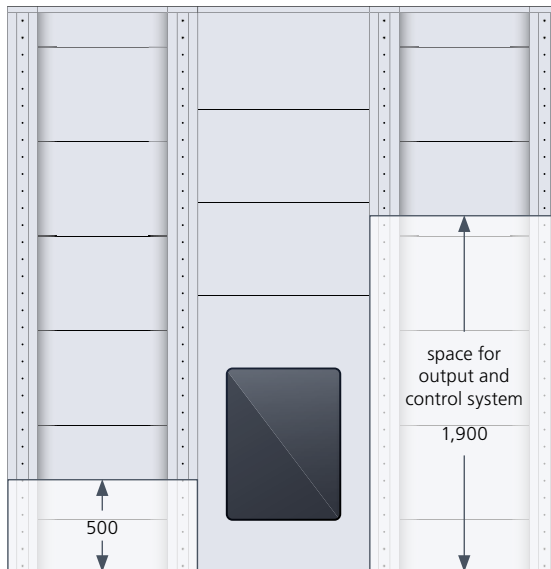
d.boecker@apfel-gmbh.de



* Tray prices are exclusively applied in combination to Apfel tool towers



2,780



2,921


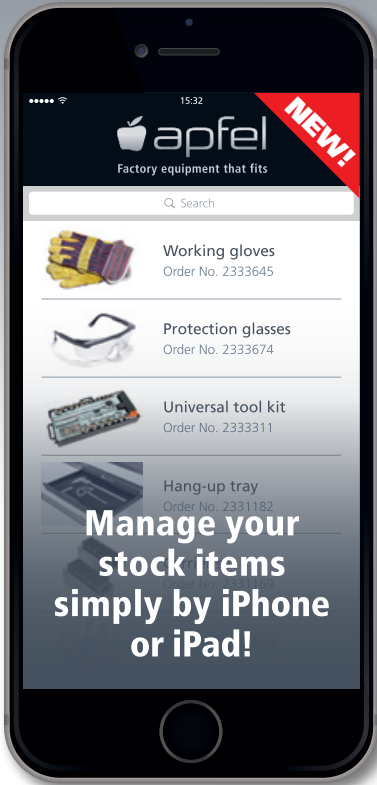


Please check your floor load capacity!

floor space: 2,780 x 2,921 mm (8.12 m²)

minimum output height 733

Industry 4.0 in a pants pocket



LTL tool towers with optional management by iPhone or iPad and online documentation by the integrated camera


The modular system with increments of 500 mm for a maximum flexibility of the set-up



All LTL tool towers are available in increments of 500 mm from 2.5 to 15 meters in height and designed for a total payload of 66 tons. Due to the compatible structural components, they can be extended at any time and adapted to the new conditions.



Because the LTL tool tower can be equipped with up to six access openings on both the front and the back, the entire stock can be shared from different floors. Therefore, the tool tower can easily replace expensive and space-wasting freight elevators.



Our own, specially trained assembly team installs your tool tower reliably and precisely in no time. For the software integration our In-house technicians remain at your disposal.

Prices are quoted in Euro ex works. Transport and installation not included. Dimensions in millimeters. Subject to change without notice.